

Douglas County, Oregon
FY 2017-18

COMBINED SUMMARY OF BUDGETED RESOURCES AND REQUIREMENTS			
	Revised Budget FY 16-17	Adopted Budget FY 17-18	Increase/ (Decrease)
BEGINNING FUND BALANCES	125,167,386	115,515,640	(9,651,746)
<u>Revenues:</u>			
Timber Receipts/Safety Net Receipts:			
Safety Net Title I / O & C Receipts	2,500,000	2,500,000	
Safety Net Title I / Federal Forest Receipts	922,667	820,000	(102,667)
Safety Net Title III - O&C/Federal Forest			
Safety Net Title II (remains at federal level)			
	3,422,667	3,320,000	(102,667)
Grants and Other Intergovernmental	35,105,604	34,425,943	(679,661)
Property Taxes	8,400,000	8,650,000	250,000
Interest	1,198,303	1,184,975	(13,328)
Outside Service Charges, Rents, Fees and Other	25,309,218	26,699,090	1,389,872
Interfund Service Charges and Reimbursements	13,617,104	13,844,014	226,910
Interfund Transfers and Loans	15,323,689	15,191,311	(132,378)
<i>Total Revenues</i>	102,376,585	103,315,333	938,748
TOTAL RESOURCES	227,543,971	218,830,973	(8,712,998)
<u>Expenditures:</u>			
Personnel Services	49,704,974	50,625,858	920,884
Materials and Services:			
County operations	54,462,520	52,450,948	(2,011,572)
Safety Net Title II (remains at federal level)			
Capital Outlay	16,878,146	18,147,528	1,269,382
Operating Contingency	1,970,095	2,610,000	639,905
Interfund Transfers and Loans	15,323,689	15,191,311	(132,378)
All Other	280,160	147,116	(133,044)
<i>Total Expenditures</i>	138,619,584	139,172,761	553,177
ENDING FUND BALANCES	88,924,387	79,658,212	(9,266,175)
TOTAL REQUIREMENTS	227,543,971	218,830,973	(8,712,998)
CHANGE IN FUND BALANCES	(36,242,999)	(35,857,428)	385,571
FTE	553.28	527.18	(26.10)

7/6/2017

Douglas County, Oregon
SUMMARY OF RESOURCES - ALL FUNDS
 FY 2017-18 Budget

Fund	Timber Receipts	Other Intergovernmental	Property Taxes	Interest	All Other Revenue	Interfund Activity			Subtotal	Beginning Fund Balance	Total Resources
						Interdept Charges	Transfers	Loans			
100 General Fund	2,500,000	6,378,479		350,000	10,959,374		1,503,694		21,691,547	43,000,000	64,691,547
220 Public Safety		5,726,850	8,650,000	12,000	2,909,963		6,711,822		24,010,635	963,640	24,974,275
207 Health & Soc Services		2,769,803			88,800		841,952		3,700,555		3,700,555
201 Public Works	615,000	12,034,570		553,000	218,000		1,000,000		14,420,570	46,000,000	60,420,570
205 County Fair Board		47,934		95	1,984,633		100,000		2,132,662		2,132,662
208 County Forest Mgm't				45,430	990,366		60,000	2,361,529	3,457,325	5,500,000	8,957,325
206 County Schools	205,000	320,000		1,000	1,000				527,000		527,000
202 Dog Control					86,000		177,794		263,794		263,794
250 Predator Damage Control					28,000		72,991		100,991		100,991
214 Drug Abuse Prevention		100,000							100,000		100,000
212 Industrial Develop		340,000		20,000	25,825				385,825	2,500,000	2,885,825
203 Law Library				400	101,921				102,321	85,000	187,321
213 Salmon Habitat Imp		150,000		50					150,050		150,050
216 Title III		6,153,407		75,000					6,228,407	2,610,000	8,838,407
215 Water Resource Dev		120,000		13,000	800,000				933,000	2,300,000	3,233,000
302 Capital Projects				30,000	14,000				44,000	4,000,000	4,044,000
501 Salmon Harbor		284,900		20,000	2,038,680			2,361,529	4,705,109	1,250,000	5,955,109
540 Solid Waste					5,966,528				5,966,528	1,500,000	7,466,528
600 Employee Benefit Trust				55,000	300,000	10,837,014			11,192,014	4,907,000	16,099,014
620 Fleet Management				10,000	186,000	3,007,000			3,203,000	900,000	4,103,000
	<u>3,320,000</u>	<u>34,425,943</u>	<u>8,650,000</u>	<u>1,184,975</u>	<u>26,699,090</u>	<u>13,844,014</u>	<u>10,468,253</u>	<u>4,723,058</u>	<u>103,315,333</u>	<u>115,515,640</u>	<u>218,830,973</u>

Less:
 Interfund Activity (29,035,325)
 Current Year Revenues for Graph 74,280,008

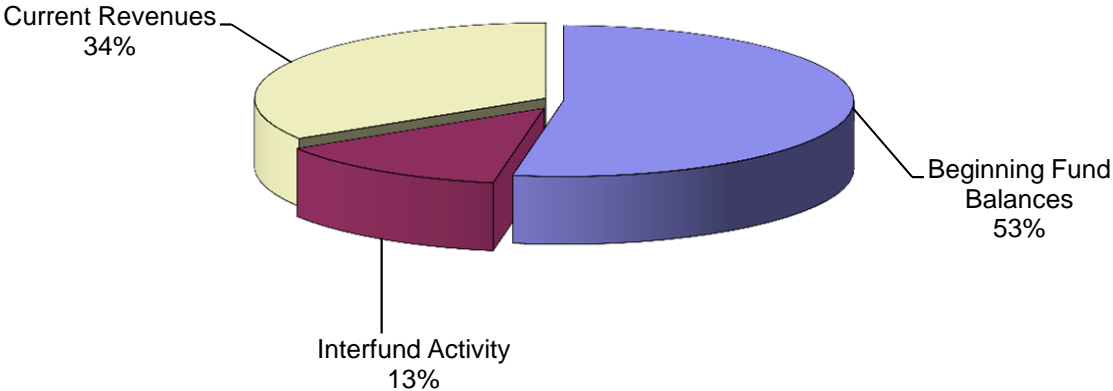
Douglas County, Oregon
SUMMARY OF REQUIREMENTS - ALL FUNDS
 FY 2017-18 Budget

Fund	Personnel Services	Materials and Services	Capital Outlay	Other*	Contingency	Interfund Activity		Total Expenditures	Ending Fund Balance	Total Requirements
						Transfers	Loans			
100	18,917,924	6,069,220	2,774,381		2,000,000	1,150,276		30,911,801	33,779,746	64,691,547
220	18,745,673	5,282,533	94,840					24,123,046	851,229	24,974,275
207	956,740	2,581,121				162,694		3,700,555		3,700,555
201	5,711,140	7,723,037	6,587,612		300,000	7,431,283		27,753,072	32,667,498	60,420,570
205	1,006,848	1,113,814	12,000					2,132,662		2,132,662
208	280,659	342,456	3,000,000		10,000	55,000	2,361,529	6,049,644	2,907,681	8,957,325
206		527,000						527,000		527,000
202	110,229	153,565						263,794		263,794
250		100,991						100,991		100,991
214		100,000						100,000		100,000
212		1,027,000	1,130,000	147,116		100,000		2,404,116	481,709	2,885,825
203	27,130	52,600						79,730	107,591	187,321
213		150,050						150,050		150,050
216		7,623,407				1,215,000		8,838,407		8,838,407
215	550,050	449,930	33,500		100,000	66,000		1,199,480	2,033,520	3,233,000
302	10,000	1,000,000	3,034,000					4,044,000		4,044,000
501	925,351	1,310,724	817,995			117,000	2,361,529	5,532,599	422,510	5,955,109
540	2,379,501	1,840,200	245,000			171,000		4,635,701	2,830,827	7,466,528
600	57,024	12,957,000						13,014,024	3,084,990	16,099,014
620	947,589	2,046,300	418,200		200,000			3,612,089	490,911	4,103,000
	<u>50,625,858</u>	<u>52,450,948</u>	<u>18,147,528</u>	<u>147,116</u>	<u>2,610,000</u>	<u>10,468,253</u>	<u>4,723,058</u>	<u>139,172,761</u>	<u>79,658,212</u>	<u>218,830,973</u>
Less:										
Interfund Activity									(29,035,325)	
Current Expenditures for Graph									<u>110,137,436</u>	

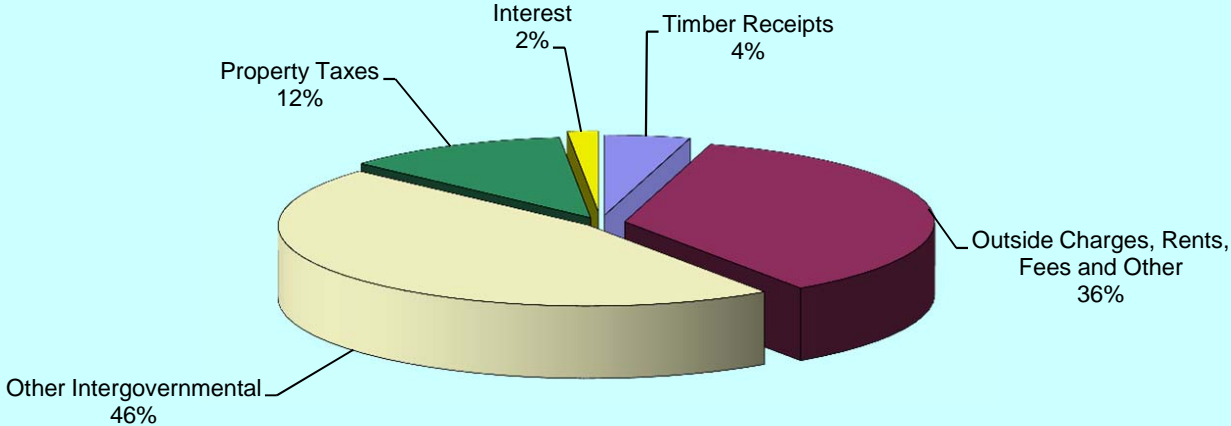
* Other Requirements are Debt Service and Additions to Notes Receivable.

BUDGETED RESOURCES - ALL FUNDS
FY 2017-18

TOTAL BUDGETED RESOURCES \$ 218,830,973

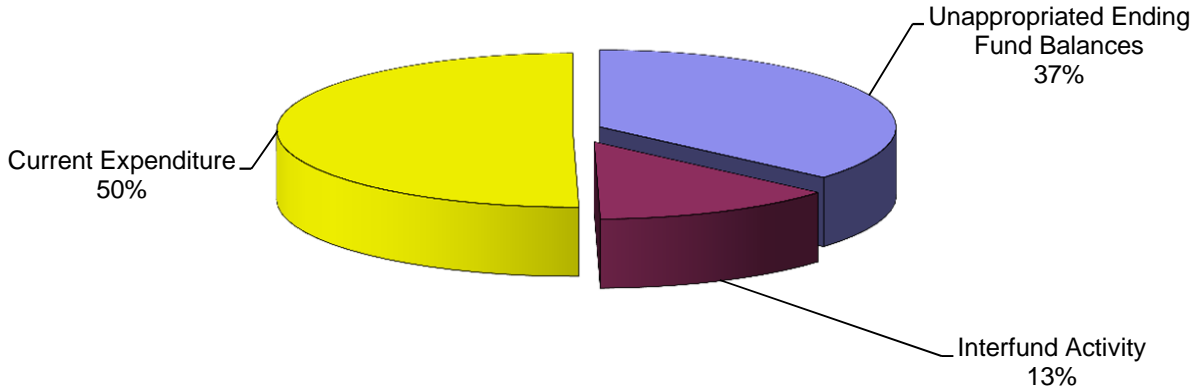


CURRENT REVENUES - \$74,280,008

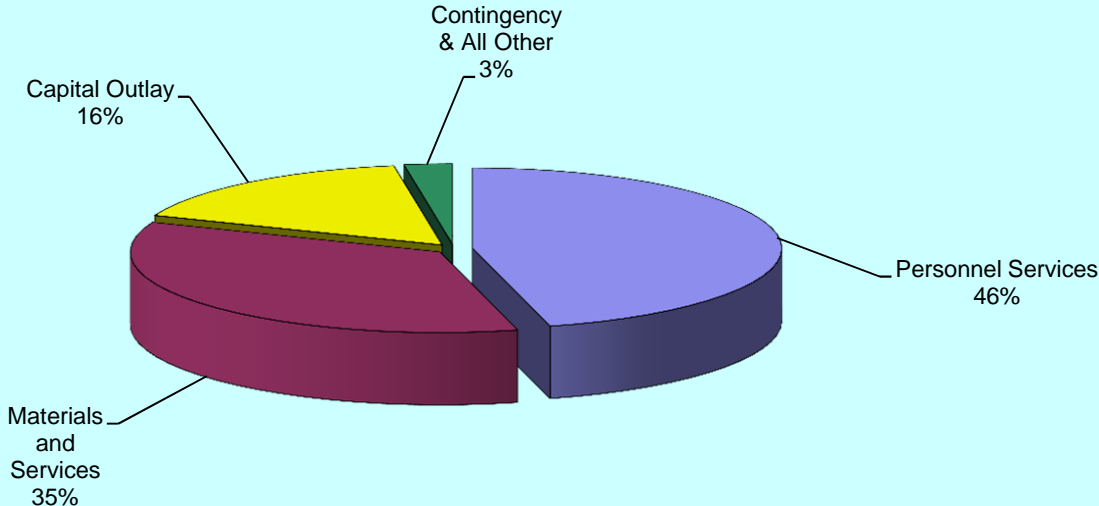


BUDGETED REQUIREMENTS - ALL FUNDS
FY 2017-18

TOTAL BUDGETED REQUIREMENTS \$218,830,973



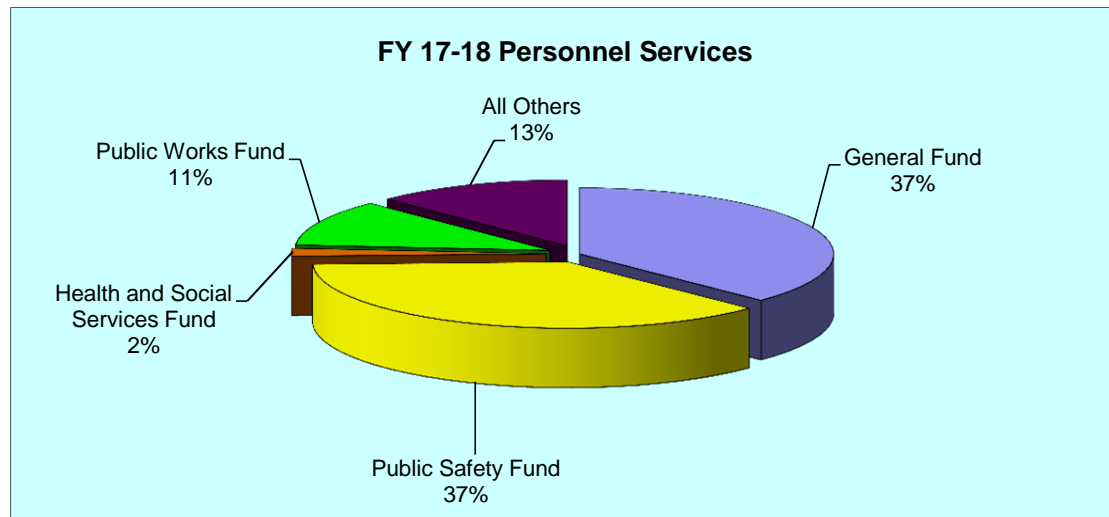
CURRENT EXPENDITURES - \$110,137,436



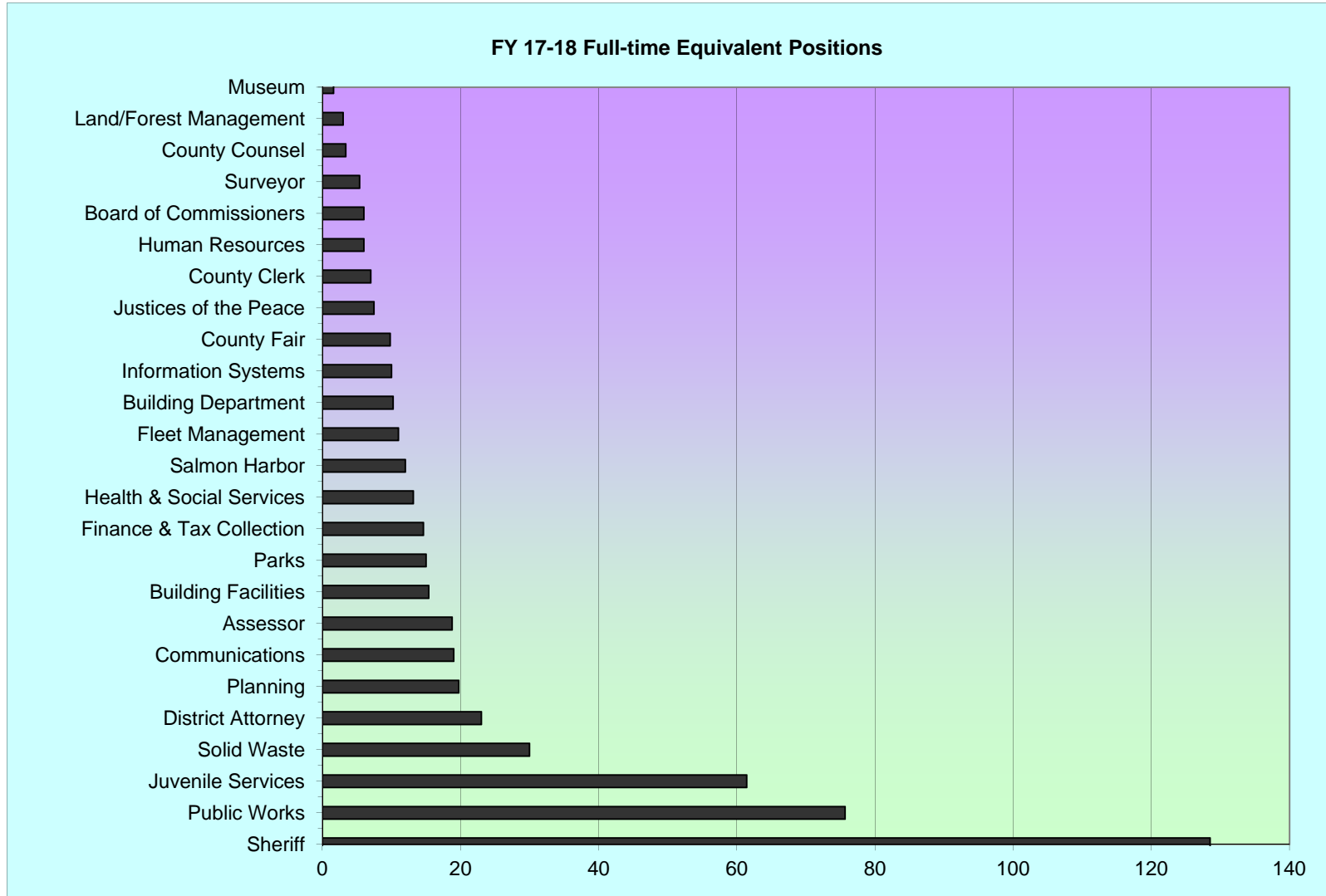
Douglas County, Oregon
PERSONNEL SERVICES
FY 2017-18

Fund Name	Revised Budget	Adopted Budget	Change	
	FY 16-17	FY 17-18	Amount	Percent
General Fund	19,214,604	\$18,917,924	(\$296,680)	-1.54%
Public Safety Fund	18,872,186	18,745,673	(126,513)	-0.67%
Health and Social Services Fund	937,973	956,740	18,767	2.00%
Public Works Fund	5,557,094	5,711,140	154,046	2.77%
County Fair Board Fund	951,397	1,006,848	55,451	5.83%
County Forest Management Fund	481,747	280,659	(201,088)	-41.74%
Dog Control Fund	102,577	110,229	7,652	7.46%
Law Library Fund	24,781	27,130	2,349	9.48%
Water Resource Development Fund	517,357	550,050	32,693	6.32%
Capital Projects Fund	55,000	10,000	(45,000)	-81.82%
Salmon Harbor Fund	851,863	925,351	73,488	8.63%
Solid Waste Fund	1,196,140	2,379,501	1,183,361	98.93%
Employee Benefit Trust Fund	58,474	57,024	(1,450)	-2.48%
Fleet Management Fund	883,781	947,589	63,808	7.22%
TOTAL - ALL FUNDS	\$49,704,974	\$50,625,858	\$920,884	1.85%

Full-time Equivalent Positions			
Revised Budget	Adopted Budget	Change	
		FY 16-17	FY 17-18
244.49	224.00	(20.49)	-8.38%
172.59	155.35	(17.24)	-9.99%
13.85	13.15	(0.70)	-5.05%
62.75	61.00	(1.75)	-2.79%
10.00	9.80	(0.20)	-2.00%
4.60	3.00	(1.60)	-34.78%
1.00	1.00	0.00	0.00%
0.50	0.38	(0.12)	-24.00%
6.00	6.00	0.00	0.00%
12.00	12.00	0.00	0.00%
14.00	30.00	16.00	114.29%
0.50	0.50	0.00	0.00%
11.00	11.00	0.00	0.00%
553.28	527.18	(26.10)	-4.72%



Douglas County, Oregon
 FULL-TIME EQUIVALENT POSITIONS
 FY 2017-18 Budget



	Actual					Budget		
	10-11	11-12	12-13	13-14	14-15	15-16	16-17	17-18
Budgeted Full-time Equivalent Positions	753.24	727.60	701.60	715.20	599.18	578.38	553.28	527.18