

Douglas County, Oregon  
FY 2013-14

COMBINED SUMMARY OF BUDGETED RESOURCES AND REQUIREMENTS			
	Revised Budget FY 12-13	Adopted Budget FY 13-14	Increase/ (Decrease)
BEGINNING FUND BALANCES	173,349,328	155,389,026	(17,960,302)
<b><u>Revenues:</u></b>			
Timber Receipts/Safety Net Receipts:			
Safety Net Title I / O & C Receipts	2,500,000	2,500,000	0
Safety Net Title I / Federal Forest Receipts	2,627,695	739,680	(1,888,015)
	5,127,695	3,239,680	(1,888,015)
Grants and Other Intergovernmental	36,364,183	39,386,382	3,022,199
Property Taxes	8,100,000	8,500,000	400,000
Interest	2,118,135	2,050,697	(67,438)
Outside Service Charges, Rents, Fees and Other	15,733,687	15,898,120	164,433
Interfund Service Charges and Reimbursements	13,654,460	13,936,268	281,808
Interfund Transfers and Loans	15,253,771	14,602,634	(651,137)
<i>Total Revenues</i>	96,351,931	97,613,781	1,261,850
<b>TOTAL RESOURCES</b>	269,701,259	253,002,807	(16,698,452)
<b><u>Expenditures:</u></b>			
Personnel Services	55,499,361	58,581,505	3,082,144
Materials and Services:			
County operations	50,088,902	53,301,230	3,212,328
Capital Outlay	13,668,499	12,595,204	(1,073,295)
Operating Contingency	2,610,000	2,610,000	0
Interfund Transfers and Loans	15,253,771	14,602,634	(651,137)
All Other	269,003	307,124	38,121
<i>Total Expenditures</i>	137,389,536	141,997,697	4,608,161
ENDING FUND BALANCES	132,311,723	111,005,110	(21,306,613)
<b>TOTAL REQUIREMENTS</b>	269,701,259	253,002,807	(16,698,452)
FTE	701.60	710.80	9.20

7/8/2013

Douglas County, Oregon  
**SUMMARY OF RESOURCES - ALL FUNDS**  
 FY 2013-14 Budget

Fund	Timber Receipts	Other Intergovernmental	Property Taxes	Interest	All Other Revenue	Interfund Activity			Subtotal	Beginning Fund Balance	Total Resources
						Interdept Charges	Transfers	Loans			
100 General Fund	2,500,000	4,061,086		700,000	5,715,863		1,739,273		14,716,222	62,000,000	76,716,222
220 Public Safety		3,638,347	8,500,000	12,000	2,307,375		6,285,658		20,743,380	442,161	21,185,541
207 Health & Soc Services		15,583,345		41,800	810,166		1,398,852		17,834,163	6,485,394	24,319,557
201 Public Works	554,760	9,140,394		1,020,000	92,997				10,808,151	65,000,000	75,808,151
205 County Fair Board		49,673		100	1,817,227		75,000		1,942,000		1,942,000
208 County Forest Mgm't				34,419	766,865		60,000	2,361,529	3,222,813	3,500,000	6,722,813
206 County Schools	184,920	320,000		1,000	1,000				506,920		506,920
202 Dog Control					95,000		320,793		415,793		415,793
214 Drug Abuse Prevention		100,000							100,000		100,000
212 Industrial Develop		370,000		35,292	23,893				429,185	3,162,119	3,591,304
203 Law Library				750	87,000				87,750	9,000	96,750
213 Salmon Habitat Imp		50,000		200					50,200		50,200
216 Title III		5,806,520		60,000					5,866,520	2,956,670	8,823,190
215 Water Resource Dev		113,000		12,000	720,000				845,000	1,300,000	2,145,000
302 Capital Projects				35,000					35,000	3,000,000	3,035,000
501 Salmon Harbor		149,017		6,136	1,708,234			2,361,529	4,224,916	83,682	4,308,598
600 Employee Benefit Trust		5,000		79,000	1,555,000	10,407,268			12,046,268	6,300,000	18,346,268
620 Fleet Management				13,000	197,500	3,529,000			3,739,500	1,150,000	4,889,500
	<u>3,239,680</u>	<u>39,386,382</u>	<u>8,500,000</u>	<u>2,050,697</u>	<u>15,898,120</u>	<u>13,936,268</u>	<u>9,879,576</u>	<u>4,723,058</u>	<u>97,613,781</u>	<u>155,389,026</u>	<u>253,002,807</u>
Less:											
Interfund Activity									<u>(28,538,902)</u>		
Current Year Revenues for Graph									<u>69,074,879</u>		

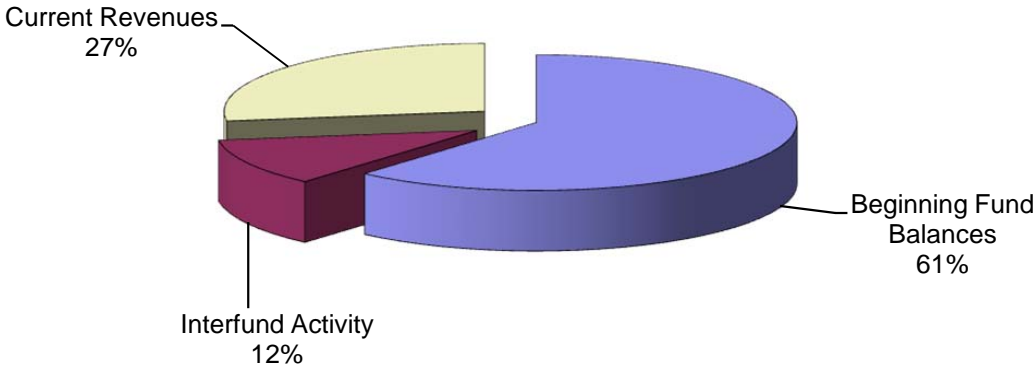
Douglas County, Oregon  
**SUMMARY OF REQUIREMENTS - ALL FUNDS**  
 FY 2013-14 Budget

Fund	Personnel Services	Materials and Services	Capital Outlay	Other*	Contingency	Interfund Activity		Total Expenditures	Ending Fund Balance	Total Requirements	
						Transfers	Loans				
100	General Fund	17,504,336	6,216,604	1,501,273		2,000,000	2,239,645	29,461,858	47,254,364	76,716,222	
220	Public Safety	16,862,294	3,959,019	53,380			15,000	20,889,693	295,848	21,185,541	
207	Health & Soc Services	15,540,524	7,786,160	95,150			897,723	24,319,557		24,319,557	
201	Public Works	5,170,049	5,933,437	5,680,371		300,000	6,075,658	23,159,515	52,648,636	75,808,151	
205	County Fair Board	818,833	1,123,167					1,942,000		1,942,000	
208	County Forest Mgm't	422,757	271,400	1,009,530	50,000	10,000	32,500	2,361,529	4,157,716	2,565,097	
206	County Schools		506,920					506,920		506,920	
202	Dog Control	93,728	322,065					415,793		415,793	
214	Drug Abuse Prevention		100,000					100,000		100,000	
212	Industrial Development		190,000	989,000	257,124			1,436,124	2,155,180	3,591,304	
203	Law Library	47,549	48,320					95,869	881	96,750	
213	Salmon Habitat Imp		50,200					50,200		50,200	
216	Title III		8,145,140	100,000			578,050	8,823,190		8,823,190	
215	Water Resource Dev	472,463	443,430			100,000	41,000	1,056,893	1,088,107	2,145,000	
302	Capital Projects	10,000	395,000	2,630,000				3,035,000		3,035,000	
501	Salmon Harbor	706,851	1,206,218	34,000				2,361,529	4,308,598	4,308,598	
600	Employee Benefit Trust	47,986	14,105,000					14,152,986	4,193,282	18,346,268	
620	Fleet Management	884,135	2,499,150	502,500		200,000		4,085,785	803,715	4,889,500	
		<u>58,581,505</u>	<u>53,301,230</u>	<u>12,595,204</u>	<u>307,124</u>	<u>2,610,000</u>	<u>9,879,576</u>	<u>4,723,058</u>	<u>141,997,697</u>	<u>111,005,110</u>	<u>253,002,807</u>
Less:											
Interfund Activity									(28,538,902)		
Current Expenditures for Graph									<u>113,458,795</u>		

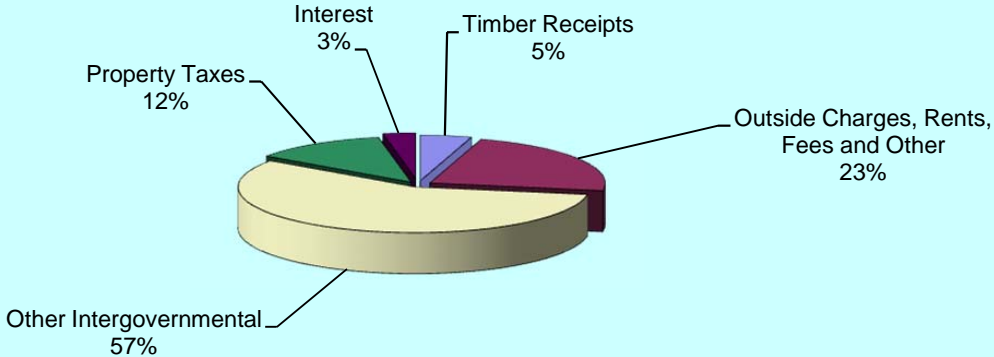
\* Other Requirements are Debt Service and Additions to Notes Receivable.

BUDGETED RESOURCES - ALL FUNDS  
FY 2013-14

**TOTAL BUDGETED RESOURCES \$253,002,807**

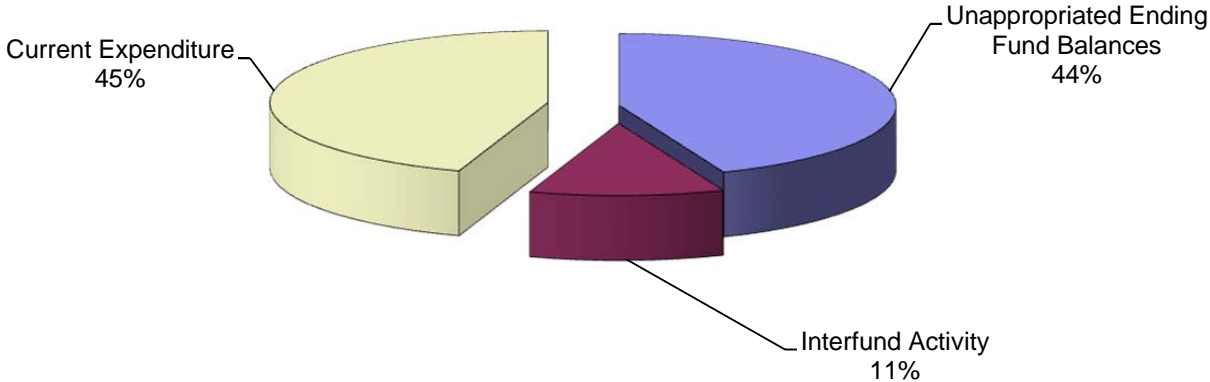


**CURRENT REVENUES - \$69,074,879**

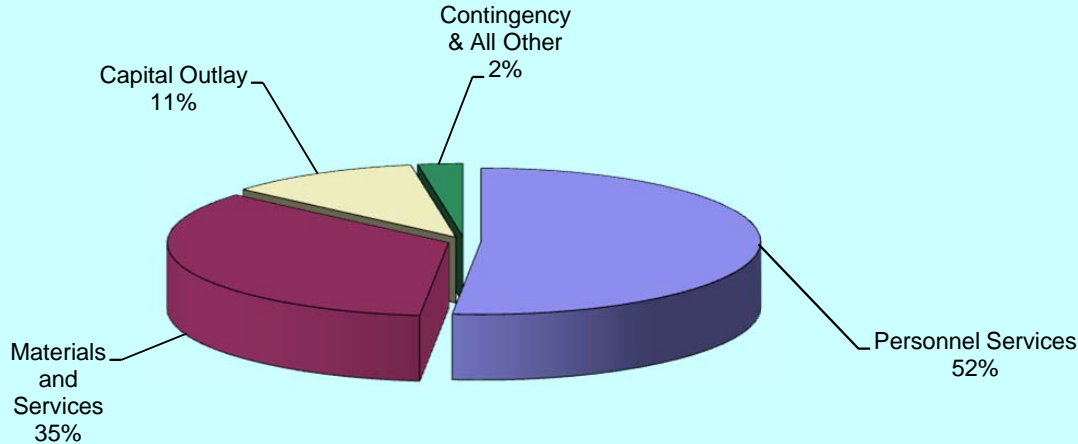


BUDGETED REQUIREMENTS - ALL FUNDS  
FY 2013-14

**TOTAL BUDGETED REQUIREMENTS \$253,002,807**



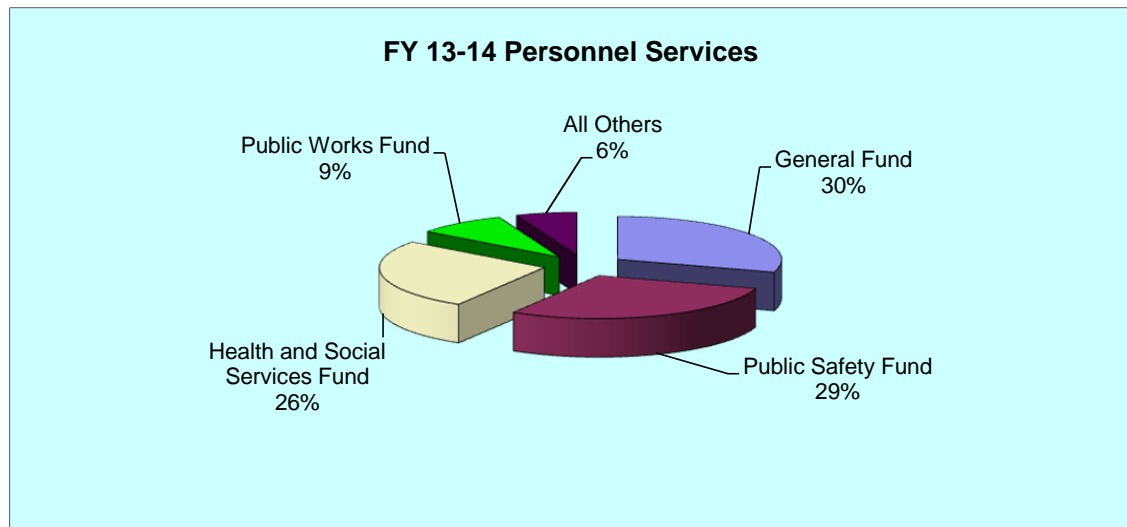
**CURRENT EXPENDITURE - \$113,458,795**



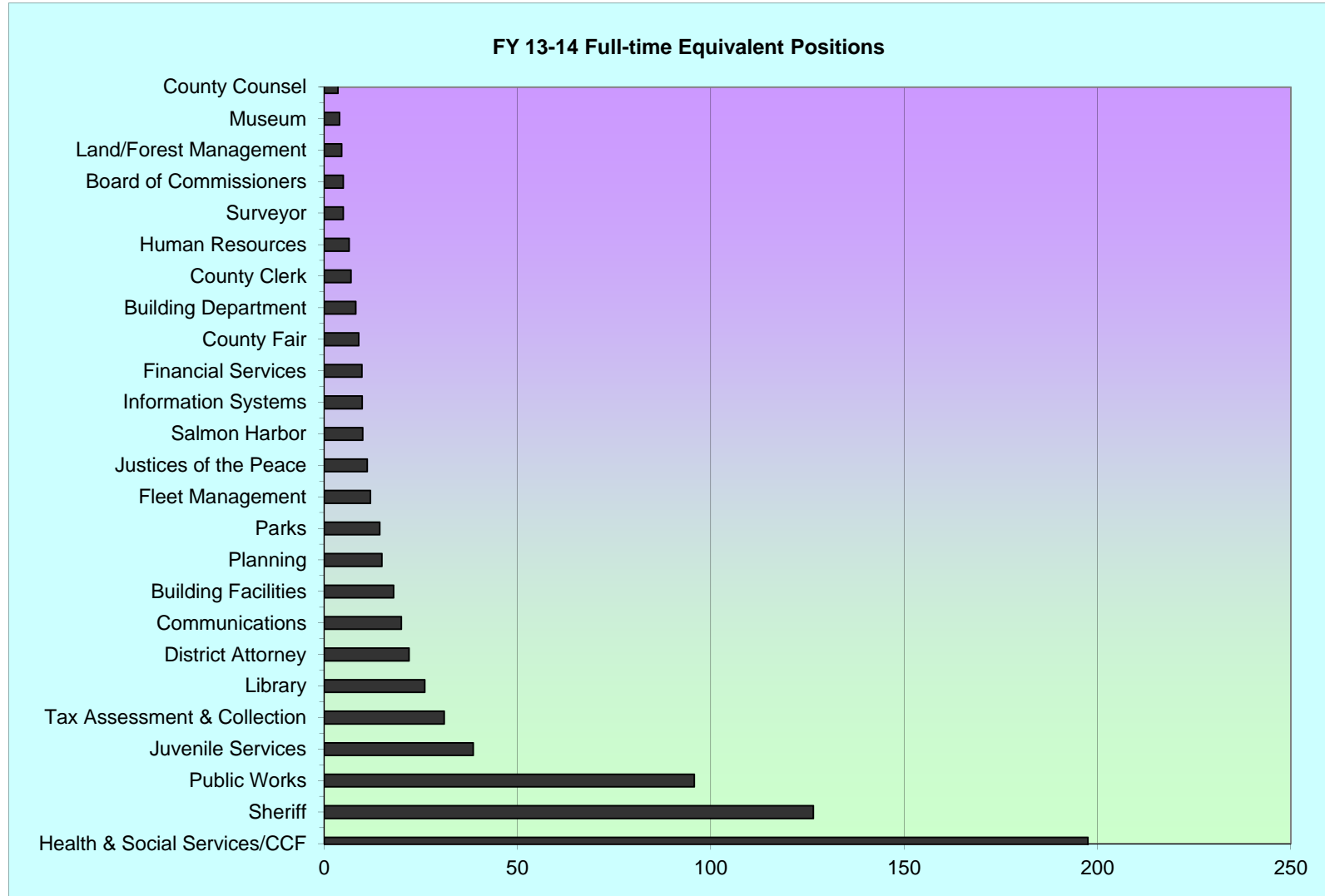
Douglas County, Oregon  
PERSONNEL SERVICES  
FY 2013-14

Fund Name	Revised Budget	Adopted Budget	Change	
	FY 12-13	FY 13-14	Amount	Percent
General Fund	\$17,095,706	\$17,504,336	\$408,630	2.39%
Public Safety Fund	15,822,969	16,862,294	1,039,325	6.57%
Health and Social Services Fund	13,842,432	15,540,524	1,698,092	12.27%
Public Works Fund	5,253,750	5,170,049	(83,701)	-1.59%
County Fair Board Fund	808,097	818,833	10,736	1.33%
County Forest Management Fund	382,679	422,757	40,078	10.47%
Dog Control Fund	85,477	93,728	8,251	9.65%
Law Library Fund	45,671	47,549	1,878	100.00%
Water Resource Development Fund	461,788	472,463	10,675	2.31%
Capital Projects Fund	10,000	10,000	0	100.00%
Salmon Harbor Fund	800,006	706,851	(93,155)	-11.64%
Employee Benefit Trust Fund	46,480	47,986	1,506	3.24%
Fleet Management Fund	844,306	884,135	39,829	4.72%
<b>TOTAL - ALL FUNDS</b>	<b>\$55,499,361</b>	<b>\$58,581,505</b>	<b>\$3,082,144</b>	<b>5.55%</b>

Full-time Equivalent Positions			
Revised Budget	Adopted Budget	Change	
		FY 12-13	FY 13-14
244.56	247.16	2.60	1.06%
161.69	159.69	(2.00)	-1.24%
179.10	195.50	16.40	9.16%
70.75	64.75	(6.00)	-8.48%
9.00	9.00	0.00	0.00%
4.40	4.60	0.20	4.55%
1.00	1.00	0.00	0.00%
0.60	0.60	0.00	100.00%
6.00	6.00	0.00	0.00%
12.00	10.00	(2.00)	-16.67%
0.50	0.50	0.00	0.00%
12.00	12.00	0.00	0.00%
<b>701.60</b>	<b>710.80</b>	<b>9.20</b>	<b>1.31%</b>



Douglas County, Oregon  
 FULL-TIME EQUIVALENT POSITIONS  
 FY 2013-14 Budget



	Actual						Budget	
	06-07	07-08	08-09	09-10	10-11	11-12	12-13	13-14
<b>Budgeted Full-time Equivalent Positions</b>	<b>896.93</b>	<b>865.53</b>	<b>806.71</b>	<b>762.41</b>	<b>753.24</b>	<b>727.60</b>	<b>701.60</b>	<b>710.80</b>