

Douglas County, Oregon
FY 2010-11

COMBINED SUMMARY OF BUDGETED RESOURCES AND REQUIREMENTS			
	Revised Budget FY 09-10	Adopted Budget FY 10-11	Increase/ (Decrease)
BEGINNING FUND BALANCES	143,746,813	158,233,440	14,486,627
<u>Revenues:</u>			
Timber Receipts/Safety Net Receipts:			
Safety Net Title I - O & C Receipts	20,022,409	18,044,888	(1,977,521)
Safety Net Title I - Federal Forest Receipts	15,602,518	14,061,528	(1,540,990)
Safety Net Title III - O&C/Federal Forest	2,933,817	2,644,057	(289,760)
Safety Net Title II (remains at federal level)	3,362,917	3,030,834	(332,083)
	41,921,661	37,781,307	(4,140,354)
Grants and Other Intergovernmental	47,111,244	48,426,345	1,315,101
Property Taxes	7,865,000	7,865,000	0
Interest	3,506,700	2,926,519	(580,181)
Outside Service Charges, Rents, Fees and Other	15,202,218	15,308,887	106,669
Interfund Service Charges and Reimbursements	15,571,750	14,080,310	(1,491,440)
Interfund Transfers and Loans	15,256,275	14,062,338	(1,193,937)
<i>Total Revenues</i>	146,434,848	140,450,706	(5,984,142)
TOTAL RESOURCES	290,181,661	298,684,146	8,502,485
<u>Expenditures:</u>			
Personal Services	55,270,898	55,736,478	465,580
Materials and Services:			
County operations	68,200,133	69,973,786	1,773,653
Safety Net Title II (remains at federal level)	3,362,917	3,030,834	(332,083)
Capital Outlay	14,175,596	11,338,740	(2,836,856)
Operating Contingency	1,761,035	1,810,000	48,965
Interfund Transfers and Loans	15,256,275	14,062,338	(1,193,937)
All Other	299,000	285,000	(14,000)
<i>Total Expenditures</i>	158,325,854	156,237,176	(2,088,678)
ENDING FUND BALANCES	131,855,807	142,446,970	10,591,163
TOTAL REQUIREMENTS	290,181,661	298,684,146	8,502,485

FTE	762.41	753.59	(8.82)
-----	--------	--------	--------

Douglas County, Oregon
SUMMARY OF RESOURCES - ALL FUNDS
 FY 2010-11 Budget

Fund	Safety Net Receipts	Other Intergovernmental	Property Taxes	Interest	All Other Revenue	Interfund Activity			Subtotal	Beginning Fund Balance	Total Resources
						Interdept Charges	Transfers	Loans			
100 General Fund	18,044,888	6,425,237		1,000,000	5,695,732		1,790,001		32,955,858	58,000,000	90,955,858
220 Public Safety		4,356,290	7,865,000	16,000	2,484,237		5,012,212		19,733,739	397,854	20,131,593
207 Health & Soc Services		28,281,324		30,360	963,021		2,172,661		31,447,366	4,475,890	35,923,256
201 Public Works	10,546,146	7,574,056		1,510,000	194,500				19,824,702	75,000,000	94,824,702
205 County Fair Board		36,049		59	1,961,222				1,997,330		1,997,330
208 County Forest Mgm't				66,700	206,430		60,000	2,361,529	2,694,659	3,500,000	6,194,659
206 County Schools	3,515,382	320,000		20,000	5,000				3,860,382		3,860,382
202 Dog Control					100,000		304,406		404,406		404,406
214 Drug Abuse Prevention		100,000		200					100,200	140,000	240,200
212 Industrial Develop		550,000		44,000	75,000				669,000	2,250,000	2,919,000
203 Law Library				1,000	121,050				122,050	45,000	167,050
204 Liquor Law Enforce					47,000				47,000		47,000
213 Salmon Habitat Imp		75,000		200					75,200		75,200
216 Title III	5,682,812			60,000					5,742,812	5,730,000	11,472,812
215 Water Resource Dev		90,000		16,000	750,000				856,000	800,000	1,656,000
302 Capital Projects				50,000					50,000	4,250,000	4,300,000
501 Salmon Harbor		610,468		18,000	1,582,195			2,361,529	4,572,192	194,696	4,766,888
600 Employee Benefit Trust				74,000	1,020,000	10,925,310			12,019,310	2,450,000	14,469,310
620 Fleet Management				20,000	103,500	3,155,000			3,278,500	1,000,000	4,278,500
	<u>37,789,228</u>	<u>48,418,424</u>	<u>7,865,000</u>	<u>2,926,519</u>	<u>15,308,887</u>	<u>14,080,310</u>	<u>9,339,280</u>	<u>4,723,058</u>	<u>140,450,706</u>	<u>158,233,440</u>	<u>298,684,146</u>

Less:

Interfund Activity	(28,142,648)
Title II Pass Thru Revenues	<u>(3,030,834)</u>
Current Year Revenues for Graph	<u>109,277,224</u>

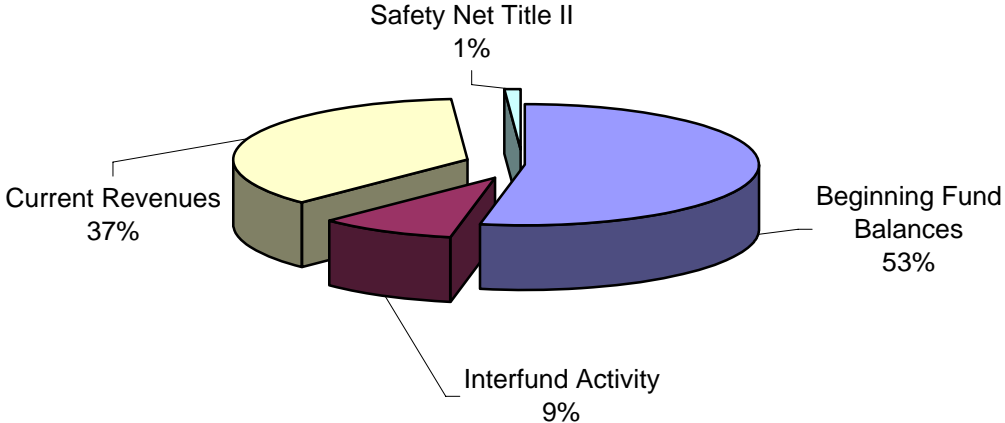
Douglas County, Oregon
SUMMARY OF REQUIREMENTS - ALL FUNDS
 FY 2010-11 Budget

Fund	Personal Services	Materials and Services	Capital Outlay	Other*	Contingency	Interfund Activity		Total Expenditures	Ending Fund Balance	Total Requirements
						Transfers	Loans			
100 General Fund	18,340,872	8,123,336	717,699		1,500,000	2,941,052		31,622,959	59,332,899	90,955,858
220 Public Safety	15,234,126	4,526,605	269,315			18,000		20,048,046	83,547	20,131,593
207 Health & Soc Services	12,743,622	22,423,251	58,572			697,811		35,923,256		35,923,256
201 Public Works	5,941,745	7,032,476	8,178,324			4,700,988		25,853,533	68,971,169	94,824,702
205 County Fair Board	879,884	1,117,446						1,997,330		1,997,330
208 County Forest Mgm't	449,525	412,162	1,000,000	25,000	10,000	110,300	2,361,529	4,368,516	1,826,143	6,194,659
206 County Schools		3,860,382						3,860,382		3,860,382
202 Dog Control	79,431	324,975						404,406		404,406
214 Drug Abuse Prevention		240,200						240,200		240,200
212 Industrial Develop		882,700		260,000				1,142,700	1,776,300	2,919,000
203 Law Library		88,960				37,500		126,460	40,590	167,050
204 Liquor Law Enforce						47,000		47,000		47,000
213 Salmon Habitat Imp		75,200						75,200		75,200
216 Title III		6,685,834	100,000			725,929		7,511,763	3,961,049	11,472,812
215 Water Resource Dev	444,038	479,611	30,000		100,000	60,700		1,114,349	541,651	1,656,000
302 Capital Projects		200,000	100,000					300,000	4,000,000	4,300,000
501 Salmon Harbor	771,517	1,010,012	623,830				2,361,529	4,766,888		4,766,888
600 Employee Benefit Trust	47,734	13,277,850						13,325,584	1,143,726	14,469,310
620 Fleet Management	803,984	2,243,620	261,000		200,000			3,508,604	769,896	4,278,500
	<u>55,736,478</u>	<u>73,004,620</u>	<u>11,338,740</u>	<u>285,000</u>	<u>1,810,000</u>	<u>9,339,280</u>	<u>4,723,058</u>	<u>156,237,176</u>	<u>142,446,970</u>	<u>298,684,146</u>
Less:										
Interfund Activity								(28,142,648)		
Title II Pass Thru Revenues								(3,030,834)		
Current Expenditures for Graph								<u>125,063,694</u>		

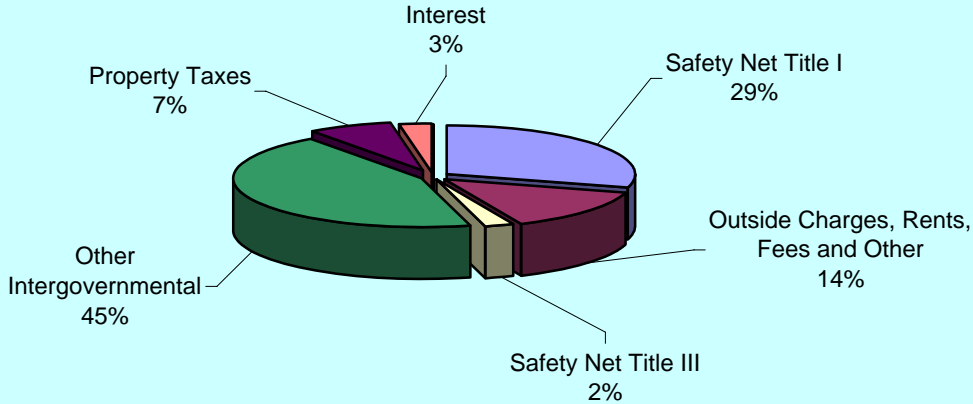
* Other Requirements are Debt Service and Additions to Notes Receivable.

BUDGETED RESOURCES - ALL FUNDS
FY 2010-11

TOTAL BUDGETED RESOURCES \$298,684,146

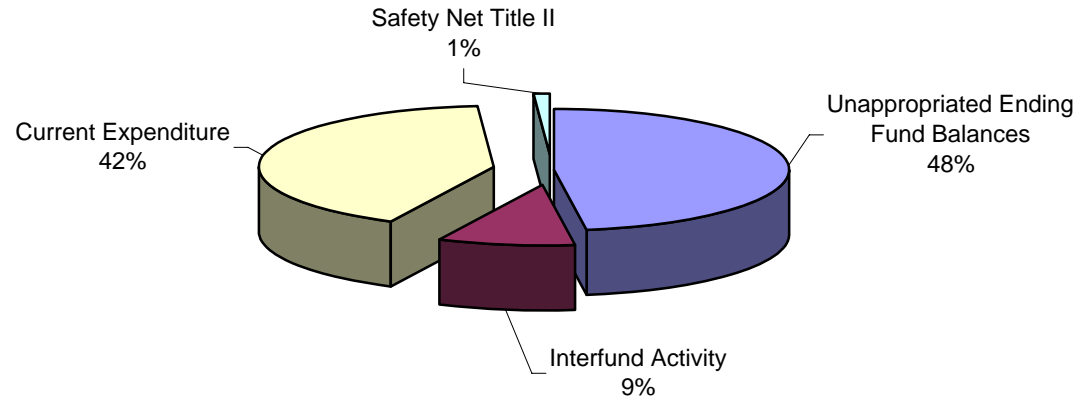


CURRENT REVENUES - \$109,277,224

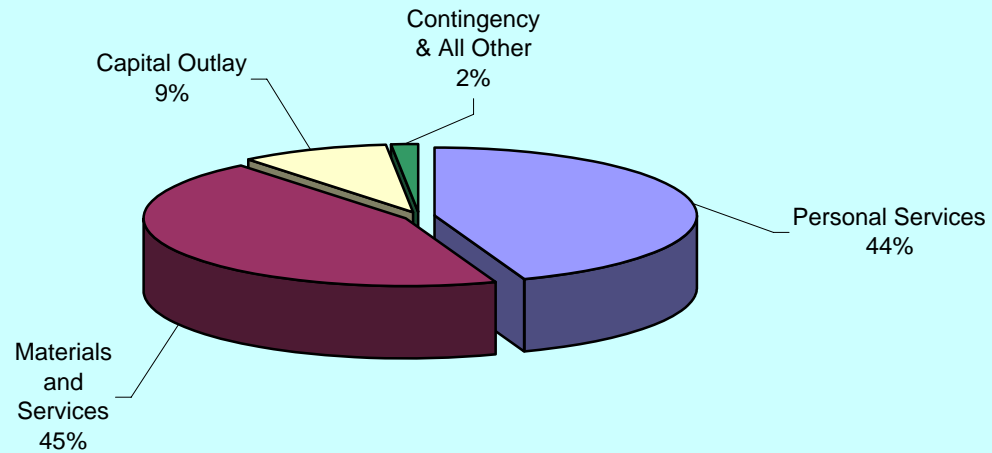


BUDGETED REQUIREMENTS - ALL FUNDS
FY 2010-11

TOTAL BUDGETED REQUIREMENTS \$298,684,146



CURRENT EXPENDITURE - \$125,063,694



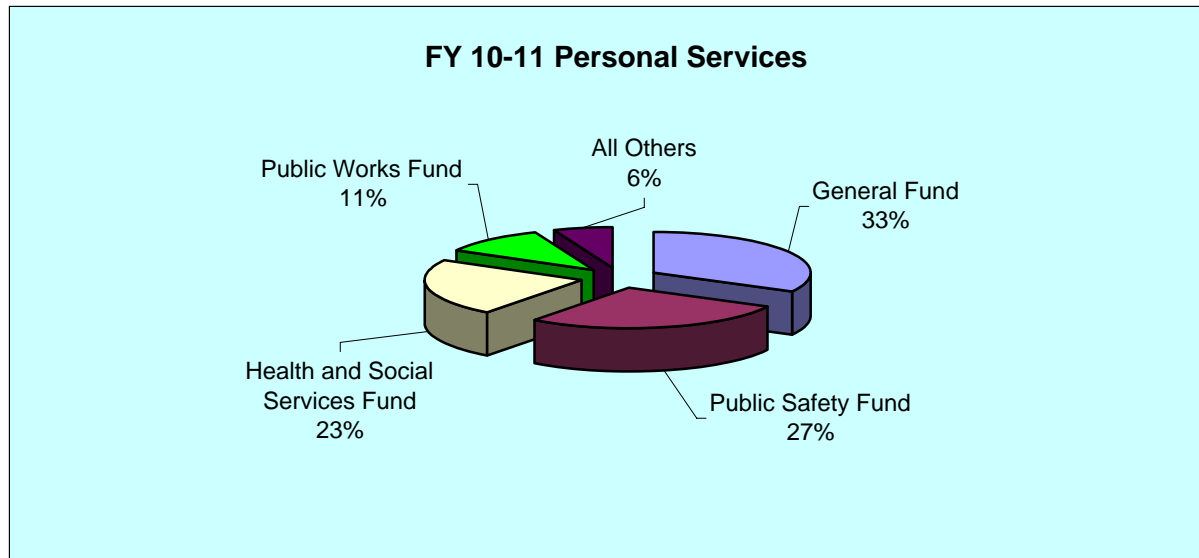
Douglas County, Oregon
 BUDGETED BEGINNING FUND BALANCES
 FY 2010-11

Fund Name	Revised Budget	Adopted Budget	Change	
	FY 09-10	FY 10-11	Amount	Percent
General Fund	\$53,028,676	\$58,000,000	\$4,971,324	9.37%
Public Safety Fund	422,326	397,854	(24,472)	-5.79%
Health and Social Services Fund	1,935,418	4,475,890	2,540,472	131.26%
Public Works Fund	68,000,000	75,000,000	7,000,000	10.29%
County Fair Board Fund	0	0	0	0.00%
County Forest Management Fund	3,500,000	3,500,000	0	0.00%
County Schools Fund	0	0	0	0.00%
Dog Control Fund	5,000	0	(5,000)	-100.00%
Drug Abuse Prevention Fund	50,000	140,000	90,000	180.00%
Industrial Development Fund	2,000,000	2,250,000	250,000	12.50%
Law Library Fund	46,000	45,000	(1,000)	-2.17%
Liquor Law Enforcement Fund	0	0	0	0.00%
Salmon Habitat Improvement Fund	0	0	0	0.00%
Title III Fund	6,500,000	5,730,000	(770,000)	-11.85%
Water Resource Development Fund	1,000,000	800,000	(200,000)	-20.00%
Capital Projects Fund	4,250,000	4,250,000	0	0.00%
Salmon Harbor Fund	364,893	194,696	(170,197)	-46.64%
Employee Benefit Trust Fund	1,644,500	2,450,000	805,500	48.98%
Fleet Management Fund	1,000,000	1,000,000	0	0.00%
TOTAL - ALL FUNDS	\$143,746,813	\$158,233,440	\$14,486,627	

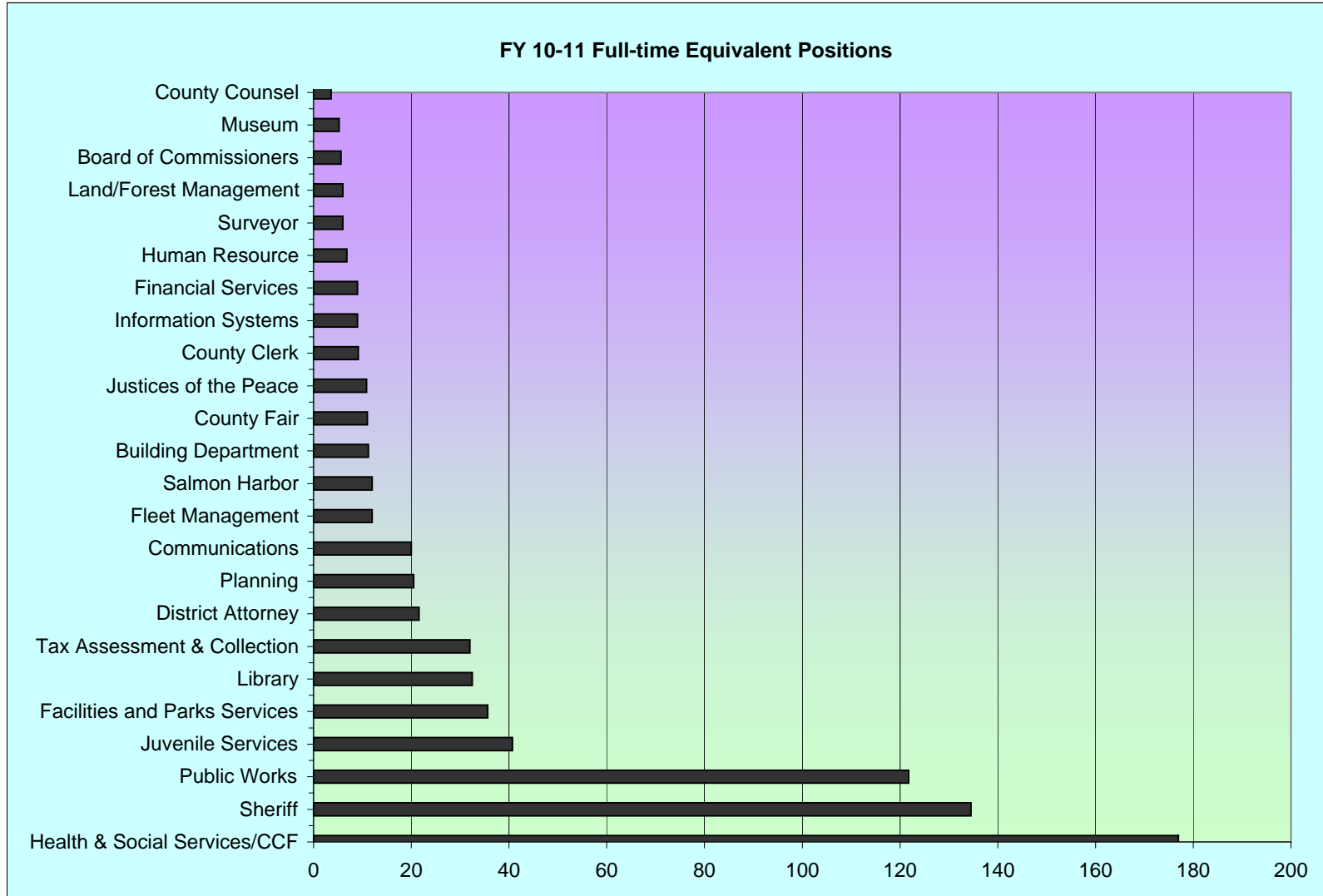
Douglas County, Oregon
PERSONAL SERVICES
FY 2010-11

Fund Name	Revised Budget	Adopted Budget	Change	
	FY 09-10		FY 10-11	Amount
General Fund	\$19,211,771	\$18,340,872	(\$870,899)	-4.53%
Public Safety Fund	15,436,916	15,234,126	(202,790)	-1.31%
Health and Social Services Fund	10,860,610	12,743,622	1,883,012	17.34%
Public Works Fund	6,258,173	5,941,745	(316,428)	-5.06%
County Fair Board Fund	873,081	879,884	6,803	0.78%
County Forest Management Fund	449,529	449,525	(4)	0.00%
Dog Control Fund	79,406	79,431	25	0.03%
Water Resource Development Fund	438,086	444,038	5,952	1.36%
Salmon Harbor Fund	762,879	771,517	8,638	1.13%
Employee Benefit Trust Fund	53,416	47,734	(5,682)	-10.64%
Fleet Management Fund	847,031	803,984	(43,047)	-5.08%
TOTAL - ALL FUNDS	\$55,270,898	\$55,736,478	\$465,580	0.84%

Full-time Equivalent Positions			
Revised Budget	Adopted Budget	Change	
		FY 09-10	FY 10-11
293.26	276.56	(16.70)	-5.69%
170.50	170.50	0.00	0.00%
159.05	173.93	14.88	9.36%
89.75	83.75	(6.00)	-6.69%
11.00	11.00	0.00	0.00%
6.00	6.00	0.00	0.00%
1.00	1.00	0.00	0.00%
6.00	6.00	0.00	0.00%
12.00	12.00	0.00	0.00%
0.85	0.85	0.00	0.00%
13.00	12.00	(1.00)	-7.69%
762.41	753.59	(8.82)	-1.16%



Douglas County, Oregon
 FULL-TIME EQUIVALENT POSITIONS
 FY 2010-11 Budget



	Actual						Budget	
	03-04	04-05	05-06	06-07	07-08	08-09	09-10	10-11
Budgeted Full-time Equivalent Positions	889.51	881.96	878.21	896.93	865.53	806.71	762.41	753.59

Douglas County, Oregon
MATERIALS AND SERVICES
FY 2010-11

Fund Name	Revised Budget	Adopted Budget	Change	
	FY 09-10	FY 10-11	Amount	Percent
General Fund	\$8,714,993	\$8,123,336	(\$591,657)	-6.79%
Public Safety Fund	4,805,220	4,526,605	(278,615)	-5.80%
Health and Social Services Fund	19,805,596	22,423,251	2,617,655	13.22%
Public Works Fund	6,566,646	7,032,476	465,830	7.09%
County Fair Board Fund	1,104,853	1,117,446	12,593	1.14%
County Forest Management Fund	662,175	412,162	(250,013)	-37.76%
County Schools Fund	4,245,630	3,860,382	(385,248)	0.00%
Dog Control Fund	388,850	324,975	(63,875)	-16.43%
Drug Abuse Prevention Fund	140,200	240,200	100,000	71.33%
Industrial Development Fund	793,500	882,700	89,200	11.24%
Law Library Fund	93,970	88,960	(5,010)	-5.33%
Salmon Habitat Improvement Fund	75,200	75,200	0	0.00%
Title III Fund (includes Title II pass-thru)	6,025,039	6,685,834	660,795	10.97%
Water Resource Development Fund	595,670	479,611	(116,059)	-19.48%
Capital Projects Fund	200,000	200,000	0	0.00%
Salmon Harbor Fund	997,708	1,010,012	12,304	1.23%
Employee Benefit Trust Fund	13,743,850	13,277,850	(466,000)	-3.39%
Fleet Management Fund	2,603,950	2,243,620	(360,330)	-13.84%
Total - All Funds	71,563,050	73,004,620	1,441,570	2.01%
Less: Title II (pass-thru)	(3,362,917)	(3,030,834)	332,083	-9.87%
MATERIALS & SERVICES - COUNTY OPERATIONS	68,200,133	69,973,786	1,773,653	2.60%

Douglas County, Oregon
CAPITAL OUTLAY
FY 2010-11

Fund Name	Revised Budget	Adopted Budget	Change	
	FY 09-10	FY 10-11	Amount	Percent
General Fund	\$518,917	\$717,699	\$198,782	38.31%
Public Safety Fund	307,582	269,315	(38,267)	-12.44%
Health and Social Services Fund	724,072	58,572	(665,500)	-91.91%
Public Works Fund	10,176,695	8,178,324	(1,998,371)	-19.64%
County Forest Management Fund	1,000,000	1,000,000	0	0.00%
Title III Fund (includes Title II pass-thru)	100,000	100,000	0	0.00%
Water Resource Development Fund	97,000	30,000	(67,000)	-69.07%
Capital Projects Fund	100,000	100,000	0	0.00%
Salmon Harbor Fund	893,830	623,830	(270,000)	-30.21%
Fleet Management Fund	257,500	261,000	3,500	1.36%
TOTAL - ALL FUNDS	14,175,596	11,338,740	(2,836,856)	-20.01%