

Douglas County, Oregon  
FY 09-10

COMBINED SUMMARY OF BUDGETED RESOURCES AND REQUIREMENTS			
	Revised Budget FY 08-09	Adopted Budget FY 09-10	Increase/ (Decrease)
BEGINNING FUND BALANCES	139,316,240	143,573,964	4,257,724
<b><u>Revenues:</u></b>			
Timber Receipts/Safety Net Receipts:			
Safety Net Title I - O & C Receipts	3,560,000	20,022,409	16,462,409
Safety Net Title I - Federal Forest Receipts	5,113,400	15,602,518	10,489,118
Safety Net Title III	0	2,933,817	2,933,817
Safety Net Title II	3,725,500	3,362,917	(362,583)
	12,398,900	41,921,661	29,522,761
Grants and Other Intergovernmental	51,041,853	44,202,489	(6,839,364)
Property Taxes	7,585,000	7,865,000	280,000
Interest	4,764,380	3,506,700	(1,257,680)
Outside Service Charges, Rents, Fees and Other	17,237,962	15,133,990	(2,103,972)
Interfund Service Charges and Reimbursements	14,895,525	15,571,750	676,225
Interfund Transfers and Loans	16,947,576	15,102,357	(1,845,219)
<i>Total Revenues</i>	124,871,196	143,303,947	18,432,751
<b>TOTAL RESOURCES</b>	264,187,436	286,877,911	22,690,475
<b><u>Expenditures:</u></b>			
Personal Services	57,507,587	53,892,441	(3,615,146)
Materials and Services:			
County operations	66,274,980	66,486,777	211,797
Safety Net Title II (remains at federal level)	3,725,500	3,362,917	(362,583)
Capital Outlay	17,498,405	14,068,612	(3,429,793)
Operating Contingency	2,035,000	1,810,000	(225,000)
Interfund Transfers and Loans	16,947,576	15,102,357	(1,845,219)
All Other	330,000	299,000	(31,000)
<i>Total Expenditures</i>	164,319,048	155,022,104	(9,296,944)
ENDING FUND BALANCES	99,868,388	131,855,807	31,987,419
<b>TOTAL REQUIREMENTS</b>	264,187,436	286,877,911	22,690,475

FTE	806.71	748.81	(57.90)
-----	--------	--------	---------

Douglas County, Oregon  
**SUMMARY OF RESOURCES - ALL FUNDS**  
 FY 09-10 Budget

Fund	Safety Net Receipts	Other Intergovernmental	Property Taxes	Interest	All Other Revenue	Interfund Activity			Subtotal	Beginning Fund Balance	Total Resources
						Interdept Charges	Transfers	Loans			
100 General Fund	20,022,409	5,098,794		800,000	5,713,142		2,619,134		34,253,479	52,973,745	87,227,224
220 Public Safety		4,260,660	7,865,000	16,000	2,463,928		5,139,444		19,745,032	307,810	20,052,842
207 Health & Soc Services		24,998,211		30,325	1,130,256		2,199,465		28,358,257	1,935,418	30,293,675
201 Public Works	11,701,888	8,097,758		2,210,000	218,500				22,228,146	68,000,000	90,228,146
205 County Fair Board		49,405		13,000	1,915,529				1,977,934		1,977,934
208 County Forest Mgm't				149,475	82,370		60,000	2,361,529	2,653,374	3,500,000	6,153,374
206 County Schools	3,900,630	320,000		20,000	5,000				4,245,630		4,245,630
202 Dog Control					102,000		361,256		463,256	5,000	468,256
214 Drug Abuse Prevention		90,000		200					90,200	50,000	140,200
212 Industrial Develop		300,000		44,000	80,000				424,000	2,000,000	2,424,000
203 Law Library				2,500	126,050				128,550	46,000	174,550
204 Liquor Law Enforce					47,000				47,000		47,000
213 Salmon Habitat Imp		75,000		200					75,200		75,200
216 Title III	6,305,586			50,000					6,355,586	6,500,000	12,855,586
215 Water Resource Dev		90,000		40,000	750,000				880,000	1,000,000	1,880,000
302 Capital Projects				50,000					50,000	4,250,000	4,300,000
501 Salmon Harbor		813,809		20,000	1,455,715			2,361,529	4,651,053	361,491	5,012,544
600 Employee Benefit Trust				31,000	970,000	12,063,750			13,064,750	1,644,500	14,709,250
620 Fleet Management				30,000	74,500	3,508,000			3,612,500	1,000,000	4,612,500
	<u>41,930,513</u>	<u>44,193,637</u>	<u>7,865,000</u>	<u>3,506,700</u>	<u>15,133,990</u>	<u>15,571,750</u>	<u>10,379,299</u>	<u>4,723,058</u>	<u>143,303,947</u>	<u>143,573,964</u>	<u>286,877,911</u>

Less:

Interdepartment Charges/Loans	(20,294,808)
Title II Pass Thru Revenues	<u>(3,362,917)</u>
Current Year Revenues for Graph	<u>119,646,222</u>

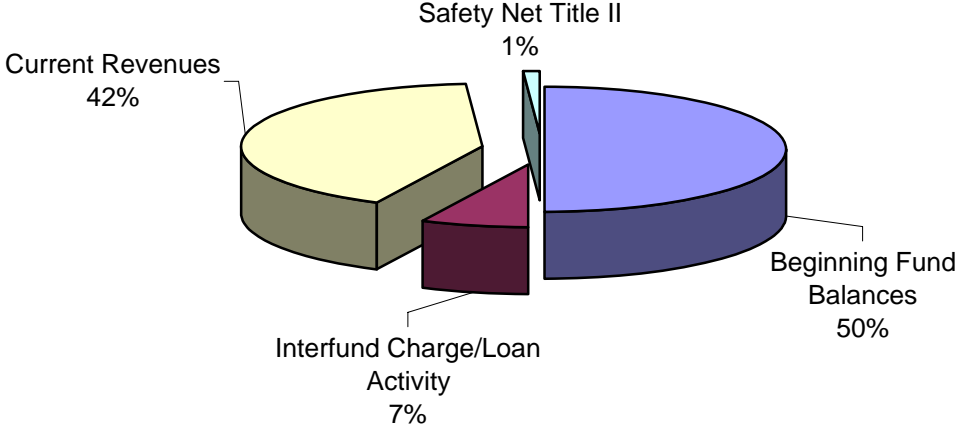
Douglas County, Oregon  
**SUMMARY OF REQUIREMENTS - ALL FUNDS**  
 FY 09-10 Budget

Fund	Personal Services	Materials and Services	Capital Outlay	Other*	Contingency	Interfund Activity		Total Expenditures	Ending Fund Balance	Total Requirements
						Transfers	Loans			
100	18,899,765	8,218,938	427,515		1,500,000	3,141,866		32,188,084	55,039,140	87,227,224
220	15,262,517	4,460,483	247,000					19,970,000	82,842	20,052,842
207	9,971,960	18,895,154	769,072			657,489		30,293,675		30,293,675
201	6,258,173	6,566,646	10,176,695			5,782,538		28,784,052	61,444,094	90,228,146
205	873,081	1,104,853						1,977,934		1,977,934
208	449,529	662,175	1,000,000	25,000	10,000	123,950	2,361,529	4,632,183	1,521,191	6,153,374
206		4,245,630						4,245,630		4,245,630
202	79,406	388,850						468,256		468,256
214		140,200						140,200		140,200
212		793,500		274,000				1,067,500	1,356,500	2,424,000
203		93,970				37,500		131,470	43,080	174,550
204						47,000		47,000		47,000
213		75,200						75,200		75,200
216		6,062,917	100,000			536,956		6,699,873	6,155,713	12,855,586
215	438,086	595,670	97,000		100,000	52,000		1,282,756	597,244	1,880,000
302		200,000	100,000					300,000	4,000,000	4,300,000
501	759,477	997,708	893,830				2,361,529	5,012,544		5,012,544
600	53,416	13,743,850						13,797,266	911,984	14,709,250
620	847,031	2,603,950	257,500		200,000			3,908,481	704,019	4,612,500
	<u>53,892,441</u>	<u>69,849,694</u>	<u>14,068,612</u>	<u>299,000</u>	<u>1,810,000</u>	<u>10,379,299</u>	<u>4,723,058</u>	<u>155,022,104</u>	<u>131,855,807</u>	<u>286,877,911</u>
Less:										
Interdepartment Charges/Loans								(20,294,808)		
Title II Pass Thru Revenues								(3,362,917)		
Current Expenditures for Graph								<u>131,364,379</u>		

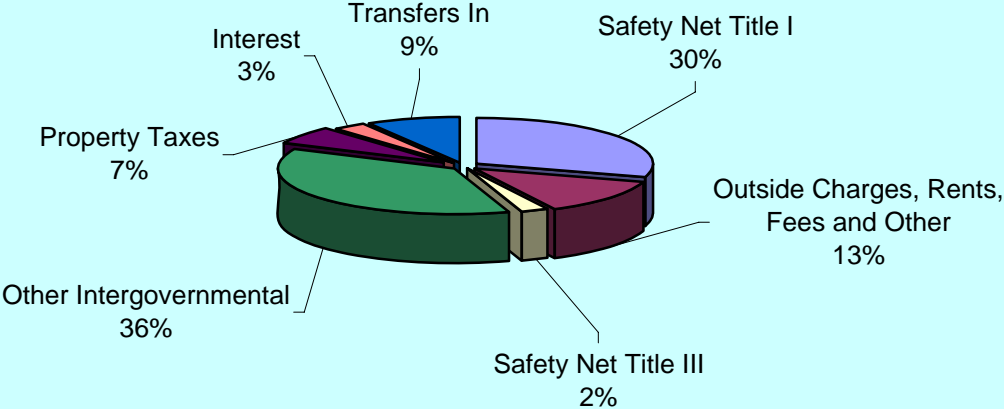
\* Other Requirements are Debt Service and Additions to Notes Receivable.

BUDGETED RESOURCES - ALL FUNDS  
FY 09-10

**FY 09-10 TOTAL BUDGETED RESOURCES \$286,877,911**

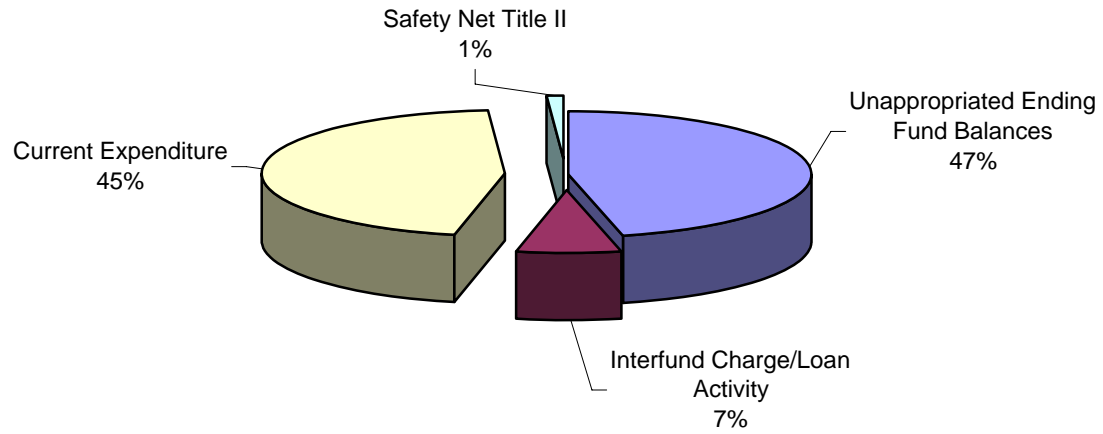


**CURRENT REVENUES - \$119,646,222**

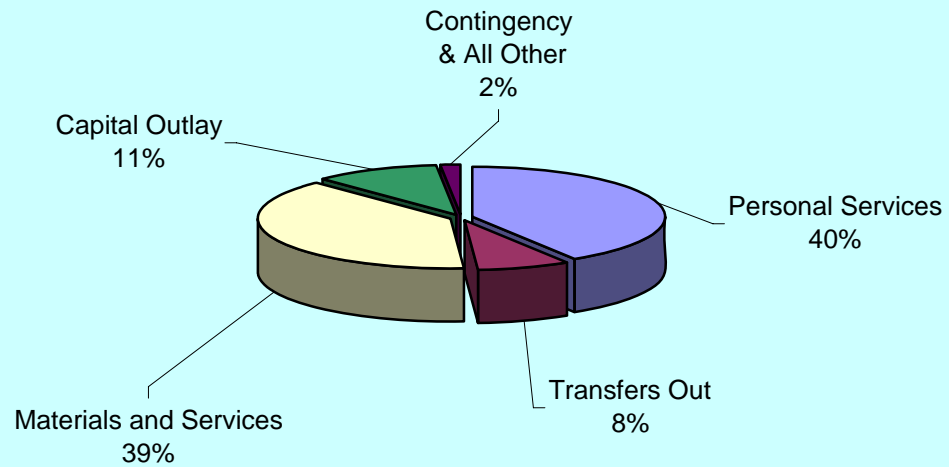


BUDGETED REQUIREMENTS - ALL FUNDS  
FY 09-10

**FY 09-10 TOTAL BUDGETED REQUIREMENTS \$286,877,911**



**CURRENT EXPENDITURE - \$131,364,379**



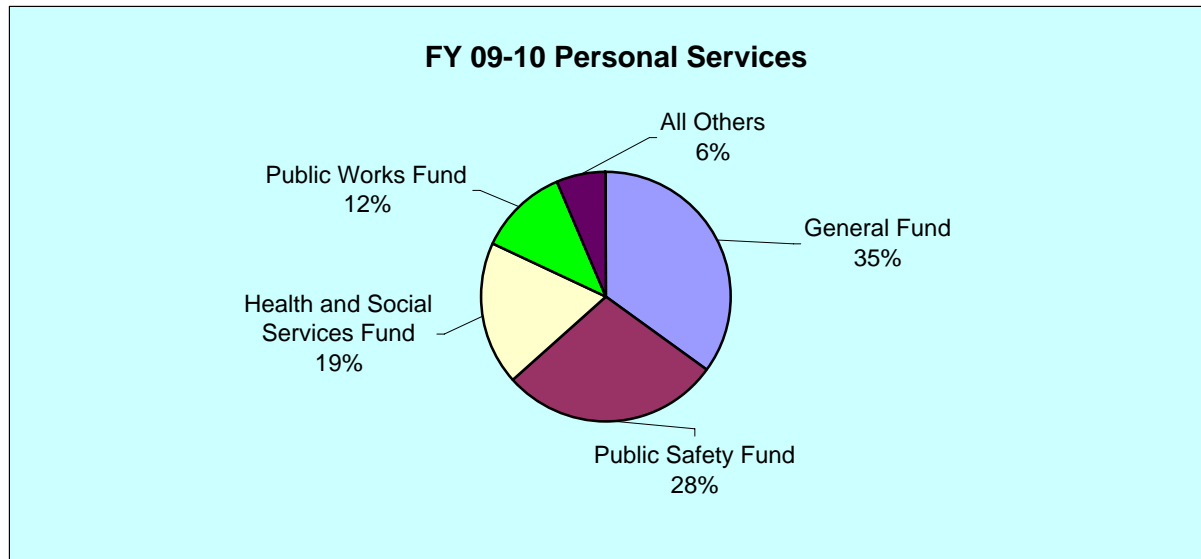
Douglas County, Oregon  
 BUDGETED BEGINNING FUND BALANCES  
 FY 09-10

Fund Name	Revised Budget	Adopted Budget	Change	
	FY 08-09	FY 09-10	Amount	Percent
General Fund	\$47,029,860	\$52,973,745	\$5,943,885	12.64%
Public Safety Fund	859,747	307,810	(551,937)	-64.20%
Health and Social Services Fund	1,269,619	1,935,418	665,799	52.44%
Public Works Fund	72,000,000	68,000,000	(4,000,000)	-5.56%
County Fair Board Fund	74,100	0	(74,100)	-100.00%
County Forest Management Fund	3,500,000	3,500,000	0	0.00%
County Schools Fund	0	0	0	0.00%
Dog Control Fund	13,500	5,000	(8,500)	-62.96%
Drug Abuse Prevention Fund	1,100,000	50,000	(1,050,000)	-95.45%
Industrial Development Fund	1,000,000	2,000,000	1,000,000	100.00%
Law Library Fund	60,000	46,000	(14,000)	-23.33%
Liquor Law Enforcement Fund	0	0	0	0.00%
Salmon Habitat Improvement Fund	0	0	0	0.00%
Title III Fund	4,000,000	6,500,000	2,500,000	62.50%
Water Resource Development Fund	1,200,000	1,000,000	(200,000)	-16.67%
Capital Projects Fund	4,400,000	4,250,000	(150,000)	-3.41%
Glide/Idle/ld Sewer Fund	500,000	0	(500,000)	-100.00%
Salmon Harbor Fund	429,414	361,491	(67,923)	-15.82%
Employee Benefit Trust Fund	800,000	1,644,500	844,500	105.56%
Fleet Management Fund	1,080,000	1,000,000	(80,000)	-7.41%
<b>TOTAL - ALL FUNDS</b>	<b>\$139,316,240</b>	<b>\$143,573,964</b>	<b>\$4,257,724</b>	

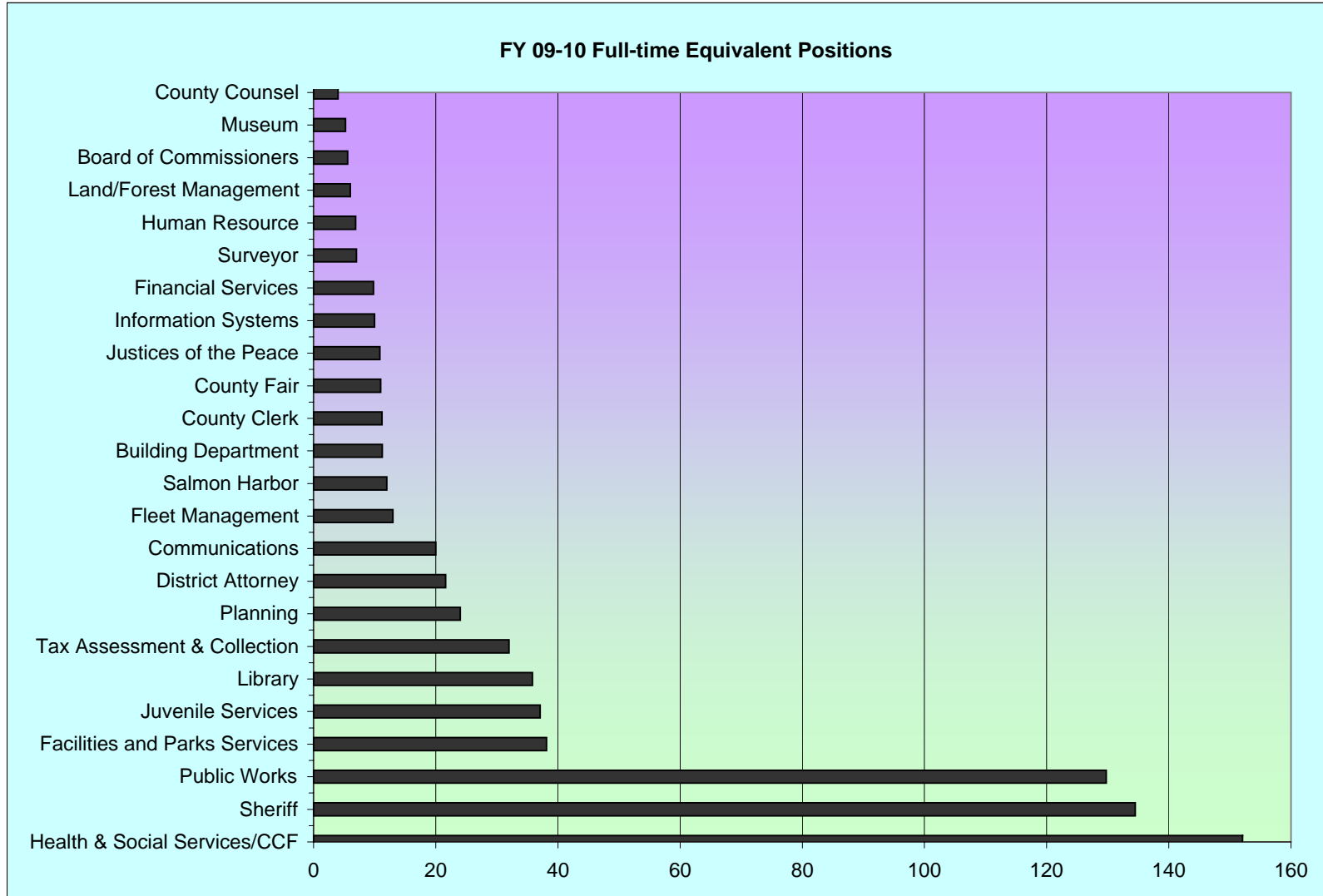
Douglas County, Oregon  
PERSONAL SERVICES  
FY 09-10

Fund Name	Revised Budget	Adopted Budget	Change	
	FY 2008-09	FY 2009-10	Amount	Percent
General Fund	\$20,701,595	\$18,899,765	(\$1,801,830)	-8.70%
Public Safety Fund	15,891,893	15,262,517	(629,376)	-3.96%
Health and Social Services Fund	10,025,608	9,971,960	(53,648)	-0.54%
Public Works Fund	6,952,064	6,258,173	(693,891)	-9.98%
County Fair Board Fund	898,921	873,081	(25,840)	-2.87%
County Forest Management Fund	449,576	449,529	(47)	-0.01%
Dog Control Fund	227,294	79,406	(147,888)	-65.06%
Water Resource Development Fund	480,469	438,086	(42,383)	-8.82%
Salmon Harbor Fund	763,505	759,477	(4,028)	-0.53%
Employee Benefit Trust Fund	61,638	53,416	(8,222)	-13.34%
Fleet Management Fund	1,055,024	847,031	(207,993)	-19.71%
<b>TOTAL - ALL FUNDS</b>	<b>\$57,507,587</b>	<b>\$53,892,441</b>	<b>(\$3,615,146)</b>	<b>-6.29%</b>

Full-time Equivalent Positions			
Revised Budget	Adopted Budget	Change	
FY 2008-09	FY 2009-10	Amount	Percent
320.70	289.66	(31.04)	-9.68%
179.50	170.50	(9.00)	-5.01%
151.76	149.05	(2.71)	-1.79%
99.75	89.75	(10.00)	-10.03%
11.00	11.00	0.00	0.00%
6.00	6.00	0.00	0.00%
3.00	1.00	(2.00)	-66.67%
6.00	6.00	0.00	0.00%
12.00	12.00	0.00	0.00%
1.00	0.85	(0.15)	-15.00%
16.00	13.00	(3.00)	-18.75%
<b>806.71</b>	<b>748.81</b>	<b>(57.90)</b>	<b>-7.18%</b>



Douglas County, Oregon  
 FULL-TIME EQUIVALENT POSITIONS  
 FY 09-10 Budget



	Actual						Budget	
	02-03	03-04	04-05	05-06	06-07	07-08	08-09	09-10
<b>Budgeted Full-time Equivalent Positions</b>	<b>943.91</b>	<b>889.51</b>	<b>881.96</b>	<b>878.21</b>	<b>896.93</b>	<b>865.53</b>	<b>806.71</b>	<b>748.81</b>



Douglas County, Oregon  
MATERIALS AND SERVICES  
FY 09-10

Fund Name	Revised Budget	Adopted Budget	Change	
	FY 08-09	FY 09-10	Amount	Percent
General Fund	\$8,991,521	\$8,218,938	(\$772,583)	-8.59%
Public Safety Fund	4,829,783	4,460,483	(369,300)	-7.65%
Health and Social Services Fund	16,663,415	18,895,154	2,231,739	13.39%
Public Works Fund	6,670,733	6,566,646	(104,087)	-1.56%
County Fair Board Fund	1,110,255	1,104,853	(5,402)	-0.49%
County Forest Management Fund	662,175	662,175	0	0.00%
County Schools Fund	4,698,400	4,245,630	(452,770)	0.00%
Dog Control Fund	459,900	388,850	(71,050)	-15.45%
Drug Abuse Prevention Fund	140,500	140,200	(300)	-0.21%
Industrial Development Fund	728,000	793,500	65,500	9.00%
Law Library Fund	93,005	93,970	965	1.04%
Salmon Habitat Improvement Fund	30,200	75,200	45,000	0.00%
Title III Fund (includes Title II pass-thru)	5,985,429	6,062,917	77,488	1.29%
Water Resource Development Fund	696,470	595,670	(100,800)	-14.47%
Capital Projects Fund	200,000	200,000	0	0.00%
Glide/Idle/ld Sewer Fund	500,000	0	(500,000)	-100.00%
Salmon Harbor Fund	1,405,868	997,708	(408,160)	-29.03%
Employee Benefit Trust Fund	13,926,950	13,743,850	(183,100)	-1.31%
Fleet Management Fund	2,207,876	2,603,950	396,074	17.94%
Total - All Funds	70,000,480	69,849,694	(150,786)	-0.22%
Less: Title II (pass-thru)	(3,725,500)	(3,362,917)	362,583	-9.73%
<b>MATERIALS &amp; SERVICES - COUNTY OPERATIONS</b>	<b>66,274,980</b>	<b>66,486,777</b>	<b>211,797</b>	<b>0.32%</b>

Douglas County, Oregon  
CAPITAL OUTLAY  
FY 09-10

Fund Name	Revised Budget	Adopted Budget	Change	
	FY 08-09	FY 09-10	Amount	Percent
General Fund	\$1,064,833	\$427,515	(\$637,318)	-59.85%
Public Safety Fund	79,389	247,000	167,611	211.13%
Health and Social Services Fund	5,853	769,072	763,219	13039.79%
Public Works Fund	14,179,000	10,176,695	(4,002,305)	-28.23%
County Fair Board Fund	30,000	0	(30,000)	-100.00%
County Forest Management Fund	1,000,000	1,000,000	0	0.00%
Title III Fund (includes Title II pass-thru)	100,000	100,000	0	0.00%
Water Resource Development Fund	112,000	97,000	(15,000)	-13.39%
Capital Projects Fund	300,000	100,000	(200,000)	-66.67%
Salmon Harbor Fund	512,330	893,830	381,500	74.46%
Fleet Management Fund	115,000	257,500	142,500	123.91%
<b>TOTAL - ALL FUNDS</b>	<b>17,498,405</b>	<b>14,068,612</b>	<b>(3,429,793)</b>	<b>-19.60%</b>